J321Z1120

| 标记 | 文件号 | 修改内容 | 签名 | 日期 |
|---|---|---|---|---|
| | | | | |

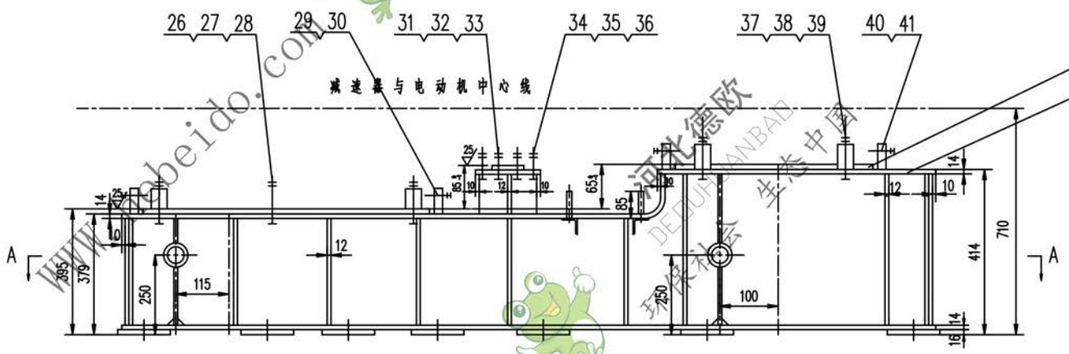


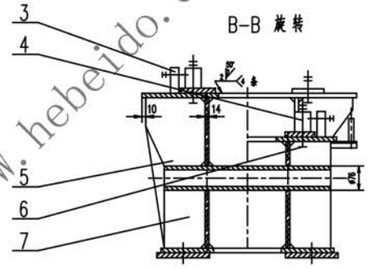


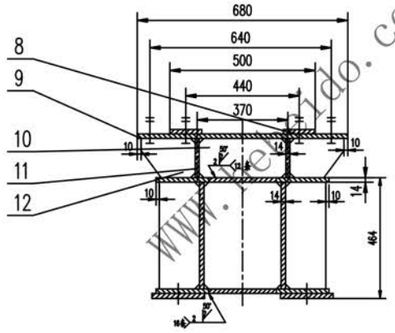


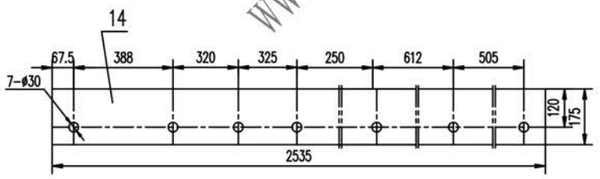

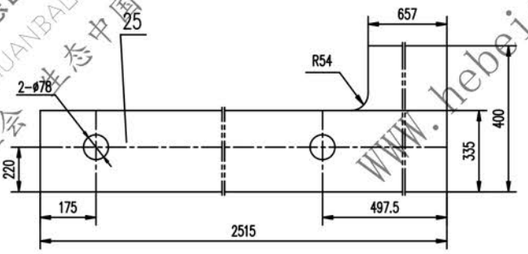

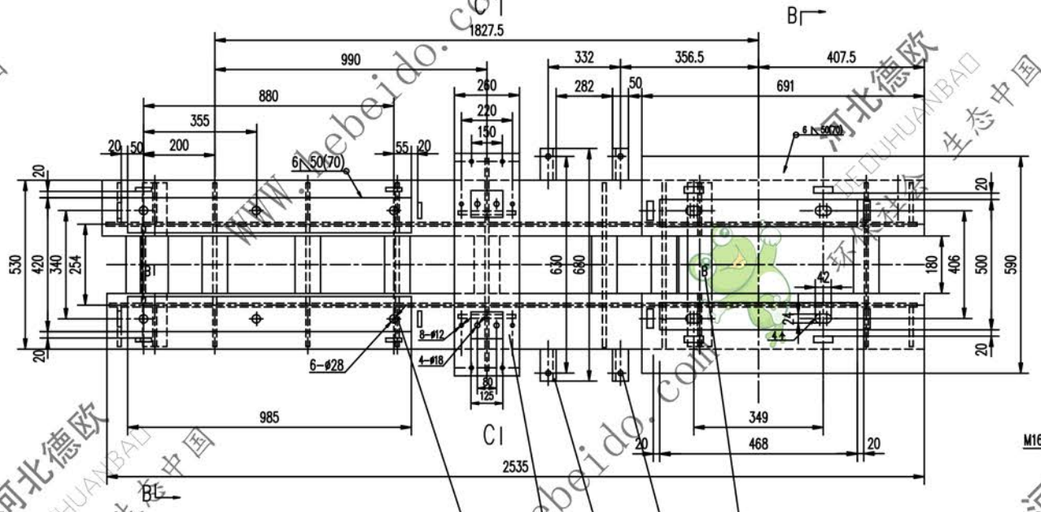


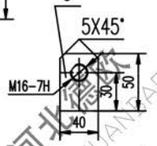

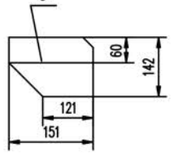

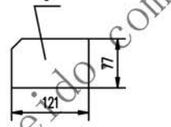

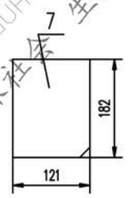

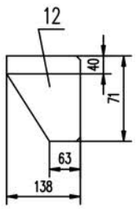

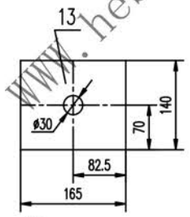

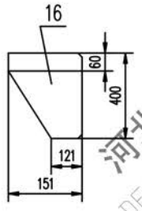

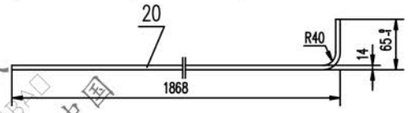

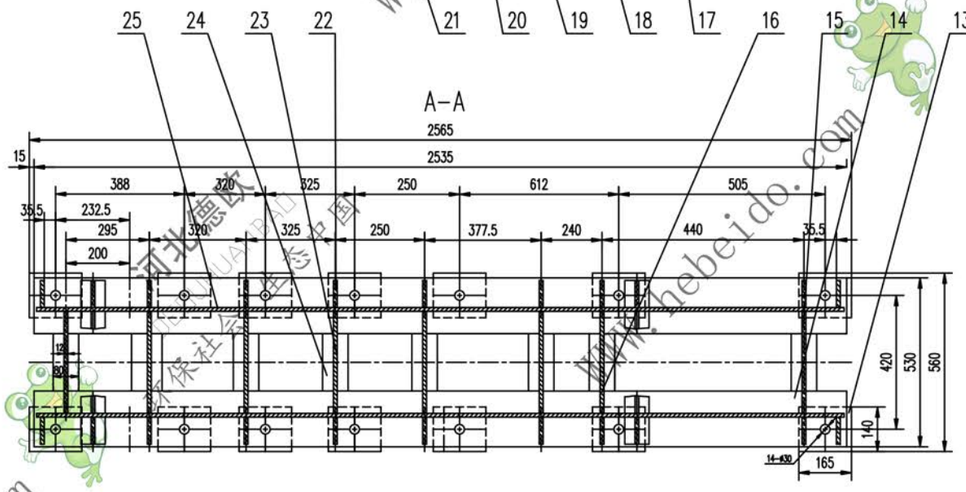


技术要求

1. 所有下料周边表面粗糙度 ▽
2. 未注焊缝均为连续角焊，焊缝高度为被焊件最小焊度。
3. 所有孔表面粗糙度为 ▽
4. 未注倒角 15X45°.
5. 挡板圆钢组装后焊接.
6. 本架体应符合GB1059等一8的规定1

| 序号 | 代号 | 名称 | 数量 | 材料 | 单重 | 总重 | 备注 |
|---|---|---|---|---|---|---|---|
| 41 | GB41-86 | 螺母 | M16 | 8 | —— | 0.034 | 0.272 | |
| 40 | GB85-88 | 螺钉 | M16X80 | 8 | —— | 0.125 | 1.000 | |
| 39 | GB97.1-85 | 垫圈 | 20 | 4 | —— | 0.017 | 0.068 | |
| 38 | GB41-86 | 螺母 | M20 | 8 | —— | 0.062 | 0.496 | |
| 37 | GB5782-86 | 螺栓 | M20X130 | 4 | —— | 0.395 | 1.580 | |
| 36 | GB93-87 | 垫圈 | 10 | 6 | —— | 0.003 | 0.018 | |
| 35 | GB41-86 | 螺母 | M10 | 6 | —— | 0.011 | 0.066 | |
| 34 | GB5784-86 | 螺钉 | M10X50 | 6 | —— | 0.036 | 0.216 | |
| 33 | GB97.1-85 | 垫圈 | 16 | 4 | —— | 0.011 | 0.044 | |
| 32 | GB41-86 | 螺母 | M16 | 8 | —— | 0.034 | 0.272 | |
| 31 | GB5782-86 | 螺栓 | M16X90 | 4 | —— | 0.167 | 0.668 | |
| 30 | GB41-86 | 螺母 | M16 | 8 | —— | 0.034 | 0.272 | |
| 29 | GB85-88 | 螺钉 | M16X80 | 8 | —— | 0.125 | 1.000 | |
| 28 | GB97.1-85 | 垫圈 | 24 | 6 | —— | 0.032 | 0.192 | |
| 27 | GB41-86 | 螺母 | M24 | 12 | —— | 0.112 | 1.344 | |
| 26 | GB5782-86 | 螺栓 | M24X150 | 6 | —— | 0.689 | 4.134 | |
| 25 | | 钢板 | δ4 | 2 | Q235-A | 95.62 | 191.24 | |
| 24 | | 钢板 | 14X80X(180) | 16 | Q235-A | 1.58 | 25.28 | |
| 23 | | 钢板 | 12X240X335 | 6 | Q235-A | 7.57 | 45.42 | |
| 22 | | 钢板 | 12X121X335 | 12 | Q235-A | 3.82 | 45.84 | |
| 21 | | 钢板 | (16)X110X985 | 2 | Q235-A | 13.6 | 27.2 | |
| 20 | | 钢板 | 14X175X1899 | 2 | Q235-A | 36.14 | 72.28 | |
| 19 | | 角钢 | 50X50X5-206 | 4 | Q235-A | 0.777 | 3.108 | |
| 18 | | 圆钢 | 16X86 | 4 | Q235-A | 0.134 | 0.536 | |
| 17 | | 管 | φ76X12X510 | 2 | Q235-A | 9.659 | 19.31 | |
| 16 | | 钢板 | δ12 | 6 | Q235-A | 5.2 | 31.2 | |
| 15 | | 钢板 | 12X240X400 | 2 | Q235-A | 9.04 | 18.08 | |
| 14 | | 钢板 | δ4 | 2 | Q235-A | 48.03 | 96.06 | |
| 13 | | 钢板 | 16X140X165 | 14 | Q235-A | 2.883 | 46.12 | |
| 12 | | 钢板 | δ2 | 2 | Q235-A | 0.855 | 1.710 | |
| 11 | | 钢板 | 14X71X240 | 2 | Q235-A | 1.992 | 3.984 | |
| 10 | | 钢板 | 12X71X356 | 1 | Q235-A | 2.532 | 2.532 | |
| 9 | | 钢板 | 14X260X680 | 1 | Q235-A | 19.3 | 9.3 | |
| 8 | | 钢板 | (16)X70X125 | 2 | Q235-A | 1.1 | 2.2 | |
| 7 | | 钢板 | δ2 | 4 | Q235-A | 2.061 | 8.244 | |
| 6 | | 钢板 | δ2 | 2 | Q235-A | 0.872 | 1.744 | |
| 5 | | 钢板 | δ2 | 2 | Q235-A | 1.892 | 3.784 | |
| 4 | | 挡板 | δ16 | 8 | Q235-A | 0.290 | 2.300 | |
| 3 | | 挡板 | δ6 | 8 | Q235-A | 0.240 | 1.920 | |
| 2 | | 钢板 | 14X205X691 | 2 | Q235-A | 15.6 | 30.93 | |
| 1 | | 钢板 | (16)X100X468 | 2 | Q235-A | 7.64 | 15.28 | |

| 设计 | 审核 | 工艺会审 | | 驱动装置架 | J321Z1120 | | |
|---|---|---|---|---|---|---|---|
| 校对 | | 批准 | 标准化 | Ⅲ.Ⅳ型 | 图样标记 | 重量 kg | 比例 |
| 复核 | 第1张 | 图形输入 | | 焊件 | S | 690.8 | |
| 标记处数 | 更改文件号 | 日期 | | | | 共 页 | 第 32页 |

A1 | 图纸文件名 | 79/J321Z1120